


1. Download the “1Measure” App



on


2. Sign in and make sure your height and weight are keyed in correctly.

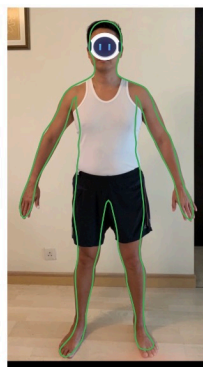
3. Watch the snapshot tutorial to understand how to take the photo of yourself.


4. Take the snapshot as instructed.

5. Press “Generate Measurements” and press “Save”.


◆ Please check your profile ◆

Click the image to edit the profile 



 The profile is correct



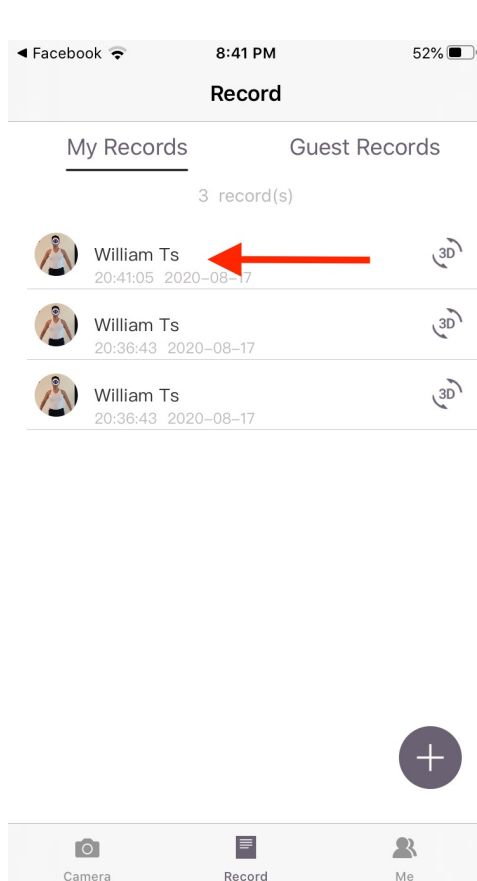
 The profile needs to be edited



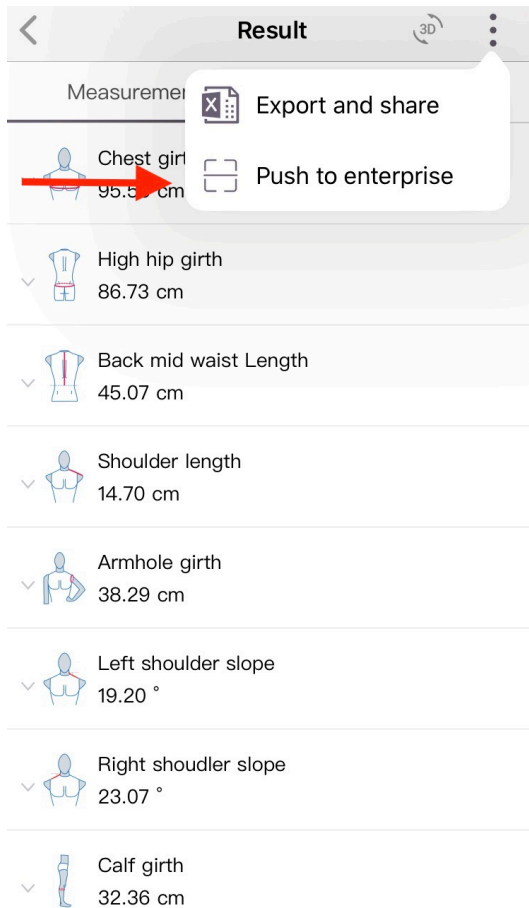
Generate Measurements



6. Press the back arrow 3 times to go back and press “Record” at the bottom and select the record you just made.



7. At the top right corner, select “Push to Enterprise”.



8. Scan the below QR Code. It will send the measurements and details to us.







